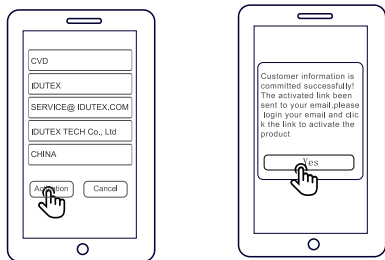
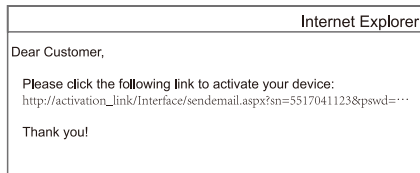



- After the information has been committed, please login your email to activate the product.



- You will receive a activated email from the IDUTEX server.

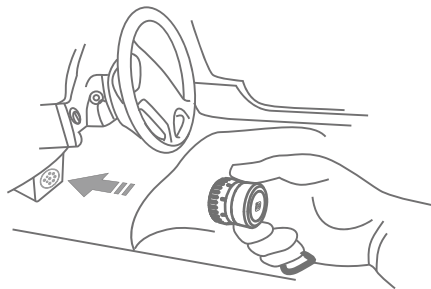


- Please click the link to get the confirmation from the manufacture.



### OBD Interface

- Vehicle OBD connector locates in different part, see the picture as below



### Warranty

- One year product warranty for free repair due to the quality problems.

# IDUTEX CVD-9/CVD-6

## Quick Start Guide



## Product Description

### 1.Features

The IDUTEX CVD is commercial vehicle diagnostics Adapter, which is an electronic device that connects to your truck, fire engine, or motorhome's on-board computers (ECUs) and transmits information wirelessly via Bluetooth to the IDUTEX CVD application. The Adapter plugs into the 9-pin/6-pin Deutsch diagnostic port of any Class 3 through 8 heavy duty trucks.

- The Adapter is constructed of industrial grade materials, will withstand abuse, and is weather resistant.
- Brands Covered: Allison, Bendix, Caterpillar, Cummins, Detroit Diesel, Freightliner, Fuller, Haldex, International, John Deere, Mack, Mack 4, Mercedes Benz, Paccar, Pi, Psi, Takata, Volvo, Wabco, ZFMeritor, etc.
- OE Level Fault Code Information: Display 99% of Heavy-Duty fault codes with detailed OEM level component and trailer descriptions.
- Fault Management: Clears faults and diagnoses all vehicle components in a single, easy to use application.
- Support dual system, android and IOS system

### 2.Specifications

Connection	CVD-9	CVD-6
Protocol	J1708, J1939	J1708
Year Model	Early 2000's to present	Mid 1990's to early 2000's
Bluetooth	4.0 Classic	4.0 Classic
Operating	Android & IOS system	Android & IOS system

1

## APP Guide

### 1.Software operating environment

- Hardware requirements: Phone or PAD with Bluetooth.
- Space disk can't less than 1G, and RAM can't less than 512M.
- Operating system: supporting Android 4.4 to Android 6.0.
- Network requirement: The software needs to be activated & downloaded

### 2.Software downloading

For Android device download:

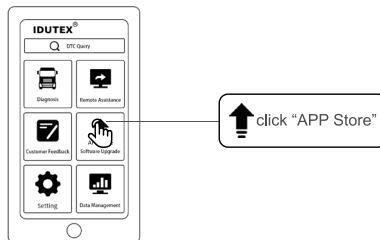
- Opening the website: <http://www.idutex.com>
- Home page>Support page
- Then find the right software to download and install.

For IOS device download:

- Open Apple Store, search IDUTEX ,then find our idutex app to download and install.


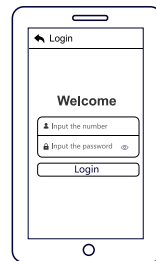
### 3.Software activation

- At first, please keep network working, Run IDUTEX APP, then click "APP Store" to get applications.



2

- Please input the series number and the password and then press "Login"



- If the product is not activated, please press "Yes",and input your information, the email address and country is required, and then please press "Activation".



3